

Features

- KOHLER ceramic disc valves exceed industry longevity standards for a lifetime of durable performance.
- Low-flow aerator option available.
- Pop-up drain with lift rod and tailpiece.
- 1.2 gpm (4.5 lpm) maximum flow rate at 60 psi (4.14 bar).
- Completes Devonshire design solution with KOHLER fixtures and accessories.

Material

- Premium material construction for durability and reliability.
- KOHLER finishes resist corrosion and tarnishing.

Installation

- For single-hole or 4" (102 mm) center installation (escutcheon plate included).
- Flexible connections for easy installation.

Recommended Products/Accessories

K-23726 Drain treatment
K-23723 Faucet cleaner

Included Components

Additional Components:
Escutcheon plate



ADA

CSA B651

OBC

Codes/Standards






ASME A112.18.1/CSA B125.1
NSF/ANSI 61
NSF/ANSI 372
All applicable US Federal and State material regulations
DOE - Energy Policy Act 1992
EPA WaterSense®
California Energy Commission (CEC)
ADA
ICC/ANSI A117.1
CSA B651
OBC

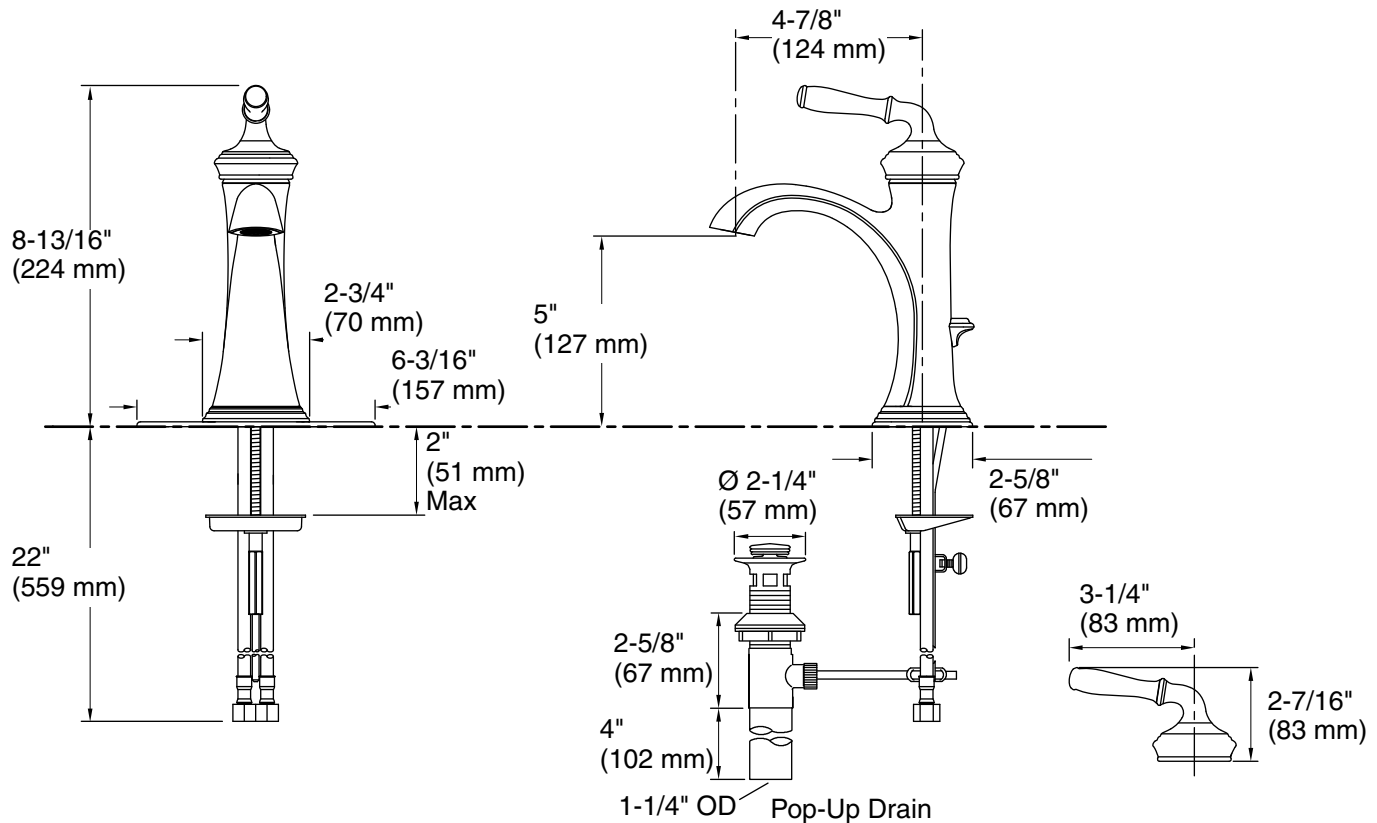
KOHLER® Faucet Lifetime Limited Warranty

See website for detailed warranty information.

Available Colors/Finishes

Color tiles intended for reference only.

Color	Code	Description
	CP	Polished Chrome
	PB	Vibrant® Polished Brass
	BN	Vibrant® Brushed Nickel
	BV	Vibrant® Brushed Bronze
	2BZ	Oil-Rubbed Bronze



Technical Information

All product dimensions are nominal.

Faucet:

Flow rate: 1.2 gal/min (4.5 l/min)
Pressure: 60 psi (4.1 bar)
Drain included: Yes

Spout:

Spout reach: 4-7/8" (124 mm)

Notes

Install this product according to the installation guide.

ADA compliant for handles only.

ADA, OBC, CSA B651 compliant when installed to the specific requirements of these regulations.