

EMERY

21½" RECTANGULAR UNDERMOUNT SINK

□ 4220CGY

Undermount Sink

PRODUCT SPECS:

- Vitreous china
- Front overflow hole
- Sloped bowl design
- 8¼" Bowl depth
- Template and mounting hardware supplied

COMPLIANCE CERTIFICATIONS

- Meets or exceeds the following:
- IAPMO cUPC
 - ASME A112.19.2 / CSA B45.1

SHIPPING

Cube 1.85
GW 20 lbs

DIMENSIONS:

Outer:

545mm W x 355mm D x 210mm H

21½" W x 14" D x 8¼" H

Inner:

495mm W x 305mm D x 160mm H

19½" W x 12" D x 6¼" H

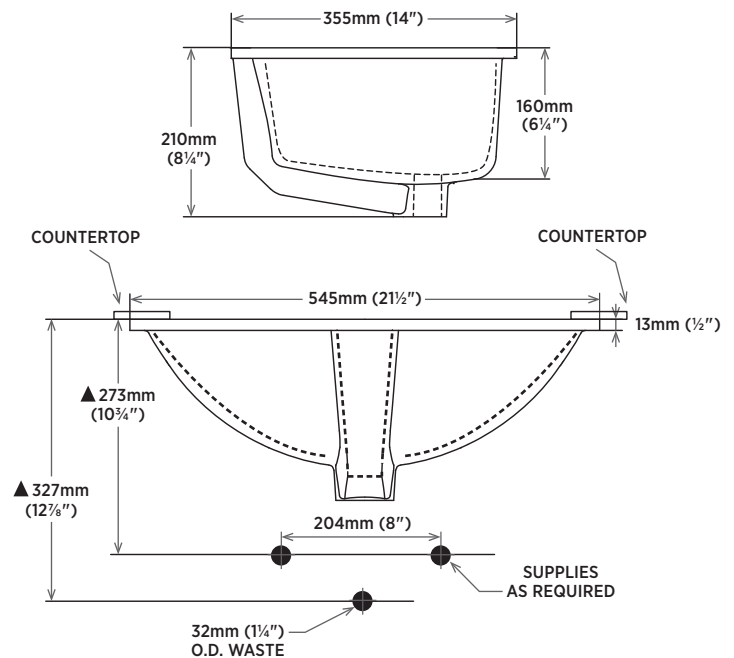
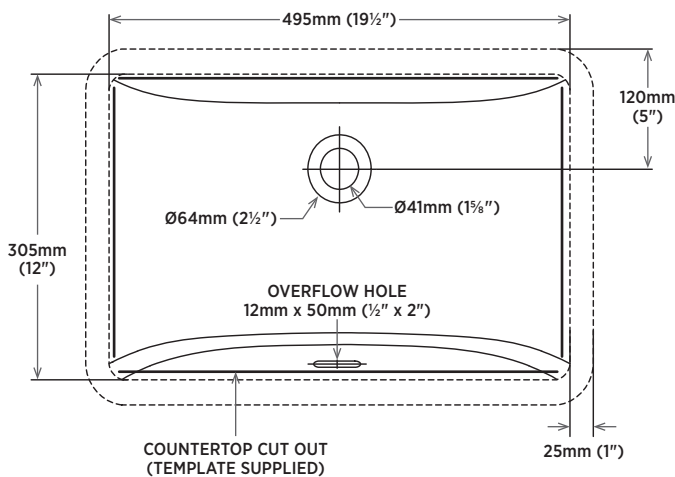


TO BE SPECIFIED

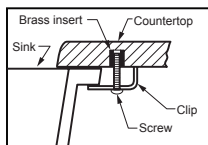
Colour:

■ Soft White

NOTES: Dimensions of fixtures are nominal and may vary within the range of tolerances established by ASME standard A112.19.2. These measurements are subject to change or cancellation. No responsibility is assumed for use of superseded or voided pages.



DETAIL OF MOUNTING CLIP



Note:
▲ Dimensions shown for location of supplies and "P" trap are suggested.

contrac

CANADA
USA

5970 CHEDWORTH WAY, UNIT B, MISSISSAUGA, ONTARIO, CANADA L5R 4G5 | CONTRAC.CA
6241 NORTHWIND PARKWAY, HOBART, INDIANA, USA 46342 | CONTRAC.US

REVISED DECEMBER 2017