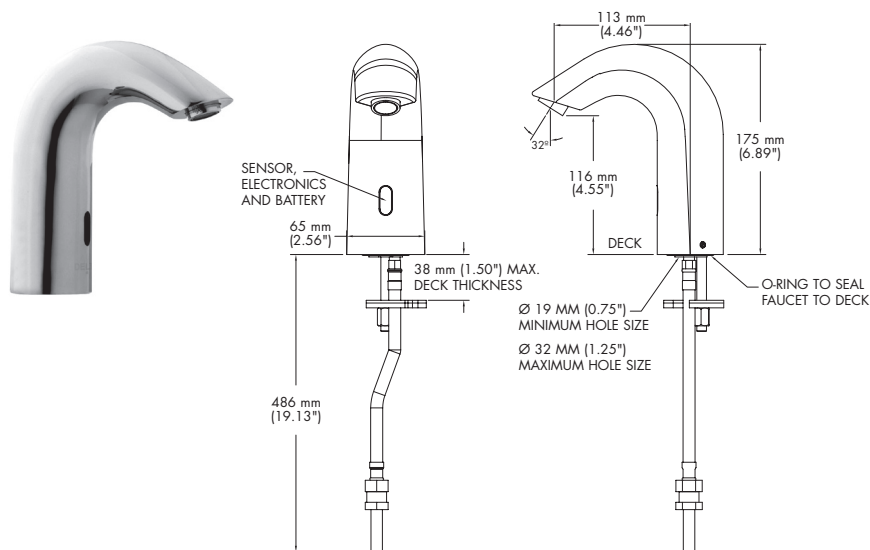
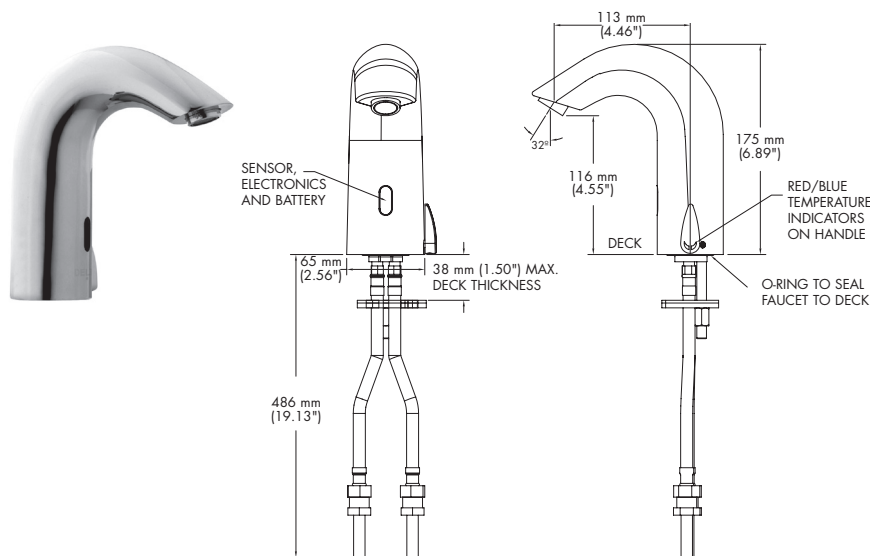


DEMD-101 (BATTERY OPERATED WITH NO MIX)



DEMD-111 (BATTERY OPERATED WITH USER MIX)



HARDWIRE CONVERSION OF DEMD-101 AND DEMD-111

Requires **SEPARATE** order of either:

(A) One 060958A DEMD plug in transformer (120VAC to 9VDC)
PLUS One 061014A female by female connector

OR (B) One 060704A hardwire 20VA transformer (120VAC to 24VAC)
PLUS One 060974A DEMD converter (24VAC to 9VDC)
PLUS One 061014A female by female connector

SPECIFICATION: (example)

- Deck mount electronic lavatory faucet
- Sensor detects user's hand to activate water flow
- One 9V battery (included)
- Adjustable maximum run time and optional Remote Control below
- Above deck battery and electronics
- Red light indicator blinks when battery is low
- 0.5 USGPM (1.9 L/min) aerator

DEMD-101 SERIES

- Electronic faucet for cold or pre-mixed water

MODEL #	FINISH
DEMD-101	Chrome
DEMD-101-NS	Nickel Stainless*

DEMD-111 SERIES

- Electronic faucet with mixer to adjust temperature

MODEL #	FINISH
DEMD-111	Chrome
DEMD-111-NS	Nickel Stainless*

* Note: NS models are SPECIAL ORDER items with a minimum order quantity of 20 pieces and a 12 week lead time

OPERATION

Sensing Range:

- Factory set to 8.6" (220 mm)
- Adjustable from 3.15" to 11.8" (80 mm to 300 mm) with optional remote control

Maximum Run Time:

- 90 seconds, adjustable with remote control

OPTIONAL ACCESSORIES

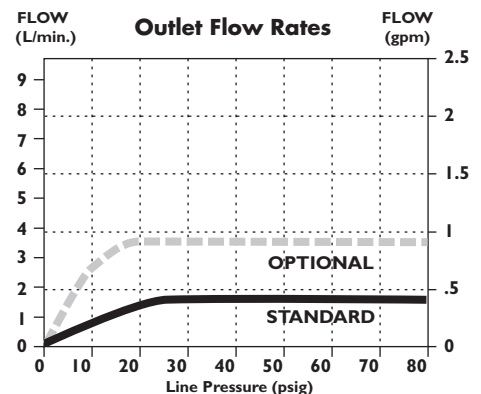
060967A

- Remote Control

060961A

- 1.0 USGPM (3.8 L/min) aerator

FLOW RATE vs PRESSURE



Approvals:

- ADA Compliant and meets Handicapped Accessibility Standard ASME A117.1 of less than 5 lbs. handle operating force.



Note: Measurements may vary \pm 6mm (0.25")