

# Mixing Metering Handwash Faucet

**TECK<sup>®</sup>**  
COMMERCIAL

**DELTA<sup>®</sup>**

## Specification: (example)

- **HEAVY-DUTY CAST BRASS**
- Two handle mixing metering faucet
- Vandal resistant handle actuator
- Vandal resistant spout outlet
- Polished chrome plated finish
- Delta<sup>®</sup> metering slow close cartridge
- **Total flow not to exceed 0.25 gallon per handle activation**
- Now up to 60mm (2.38") max. deck thickness and ...
- with ... (add product variation required)
- with ... (add handle required)



**86T1153**

## Engineer/Architect Approval





Model Specified:

Approval:

Date:

DESCRIPTION	PRODUCT NO.			
Mixing Metering Handwash Faucet	86T1		5	



PRODUCT VARIATION	OUTLET	HANDLE
<b>0</b> 102mm (4") Center set with Open Grid Strainer  <input type="checkbox"/>	<b>0</b> <input type="checkbox"/>	<b>0</b> <input type="checkbox"/>
<b>1</b> 102mm (4") Center set less Pop-up  <input type="checkbox"/>	<b>1</b> <input type="checkbox"/>	<b>1</b> <input type="checkbox"/>
<b>2</b> <input type="checkbox"/>	<b>2</b> <input type="checkbox"/>	<b>2</b> <input type="checkbox"/>
<b>3</b> <input type="checkbox"/>	<b>3</b> <input type="checkbox"/>	<b>3</b> Vandal Resistant ADA Lever Handle (For Product Variation No's 0 & 1 <b>Only</b> )  <input type="checkbox"/>
<b>4</b> <input type="checkbox"/>	<b>4</b> <input type="checkbox"/>	<b>4</b> <input type="checkbox"/>
<b>5</b> <input type="checkbox"/>	<b>5</b> Vandal Resistant 0.5 GPM (1.9 L/min) Flow Control Non-Aerating Spray Outlet  <input checked="" type="checkbox"/>	<b>5</b> <input type="checkbox"/>
<b>6</b> <input type="checkbox"/>	<b>6</b> <input type="checkbox"/>	<b>6</b> <input type="checkbox"/>
<b>7</b> <input type="checkbox"/>	<b>7</b> <input type="checkbox"/>	<b>7</b> <input type="checkbox"/>
<b>8</b> <input type="checkbox"/>	<b>8</b> <input type="checkbox"/>	<b>8</b> <input type="checkbox"/>
<b>9</b> <input type="checkbox"/>	<b>9</b> <input type="checkbox"/>	<b>9</b> <input type="checkbox"/>


Refer to [www.specselect.com](http://www.specselect.com) for individual models.

Flow Rates are at 60 PSI.  
Note: Use this page front and back as a product submittal sheet.

Delta reserves the right (1) to make changes in specifications and materials, and (2) to change or discontinue models, both without notice or obligation. Dimensions are for reference only. See current full-line price book or [www.specselect.com](http://www.specselect.com) for finish options and product availability.

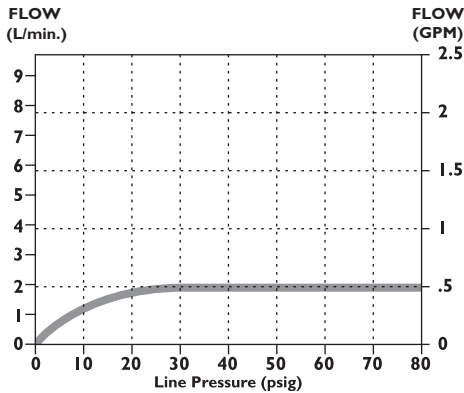
DSP-86T Rev. C

## Approvals:

- CSA certified
- Complies to ASME A112.18.1/CSA B125.1
-  Lever Handle meets ADA compliance to ICC/ANSI A117.1/ADA
- Verified compliant with 0.25% weighted average Pb content regulation

(Contact Delta Representative for State and/or Local Approvals.)

## FLOW RATE vs PRESSURE

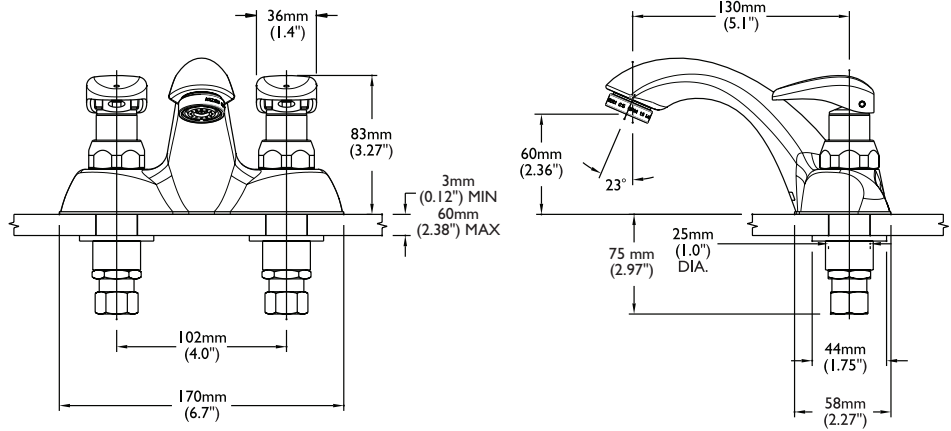


### Spout Outlets

Low Flow Outlet No. 5

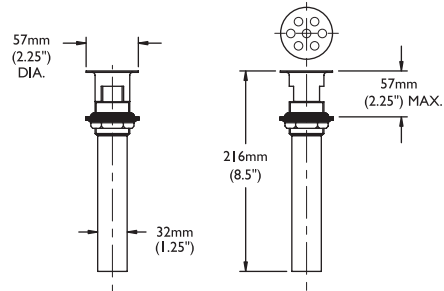
**Use of check valves or check stops is recommended to prevent possible cross-flow.**

## 86T1153



INLET FOR 3/8" OR 1/2" FLEXIBLE RISER  
OR 1/2-14 NPSM COUPLING NUT (SUPPLIED)

## OPEN GRID STRAINER (supplied with Product Variation 0)



Note: Measurements may vary  $\pm 6\text{mm}$  (0.25")

Refer to [www.specselect.com](http://www.specselect.com) for individual models.

Note: Use this page front and back as a product submittal sheet.