

590T Series – Electronic Faucet

With Surface Mount Control Box and Single Inlet Supply

TECK®
COMMERCIAL



Specification: (example)

- Supplied as complete product
 - **Battery** (4 'C' cell) or **Hardwire** (24 VAC) infrared electronic handwash system
 - **H₂OPTICS®** technology – no external adjustments required
 - Chrome plated one piece **CAST** Hi-Rise spout with integral sensor
 - Adjustable sensing range and timeout
 - Audible low battery indicator
 - Forged brass solenoid valve
 - Single inlet supply
- and... with... (specify battery or hardwire)
 with... (add spout type required)
 with... (add outlet required)
 with... (transformer – specify separately – See Back Page)

590T Series



Engineer/Architect Approval


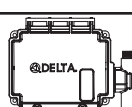






Model Specified:

Approval:

Date:

DESCRIPTION	PRODUCT NO.				
Hardwire	590T0			0	
Battery Operated	590T1			0	
Hardwire with Battery Backup	590T0			0	-BB



SPOUT & SENSOR	OUTLET	CONTROL BOX
0 <input type="checkbox"/> 	0 <input type="checkbox"/>	0 Surface Mounted Control Box – Single Inlet Supply <input checked="" type="checkbox"/> 
1 Single Hole Deckmount Hi-Rise Spout with Integral Sensor <input type="checkbox"/>	1 <input type="checkbox"/>	1 <input type="checkbox"/>
2 Deckmount Hi-Rise Spout with Integral Sensor and 4" Forged Coverplate <input type="checkbox"/> 	2 Vandal Resistant 1.5 USGPM (5.7 L/min.) Laminar w/Agion® Antimicrobial <input type="checkbox"/> 	2 <input type="checkbox"/>
3 <input type="checkbox"/>	3 Vandal Resistant 1.5 USGPM (5.7 L/min.) Flow Control Aerator <input type="checkbox"/> 	3 <input type="checkbox"/>
4 <input type="checkbox"/>	4 <input type="checkbox"/>	4 <input type="checkbox"/>
5 <input type="checkbox"/>	5 Vandal Resistant 0.5 USGPM (1.9 L/min.) Flow Control Non-Aerating Spray Outlet <input type="checkbox"/> 	5 <input type="checkbox"/>
6 <input type="checkbox"/>	6 Vandal Resistant 1.0 USGPM (3.8 L/min.) Flow Control Non-Aerating Spray Outlet <input type="checkbox"/> 	6 <input type="checkbox"/>
7 <input type="checkbox"/>	7 <input type="checkbox"/>	7 <input type="checkbox"/>
8 Deckmount Hi-Rise Spout with Integral Sensor and 8" Forged Coverplate <input type="checkbox"/> 	8 <input type="checkbox"/>	8 <input type="checkbox"/>
9 <input type="checkbox"/>	9 <input type="checkbox"/>	9 <input type="checkbox"/>


Refer to www.specselect.com for individual models.

Note: Use this page front and back, with specification drawing page referenced above, as product submittal sheets.

Delta reserves the right (1) to make changes in specifications and materials, and (2) to change or discontinue models, both without notice or obligation. Dimensions are for reference only. See current full-line price book or www.specselect.com for finish options and product availability.

DSP-590TCB0

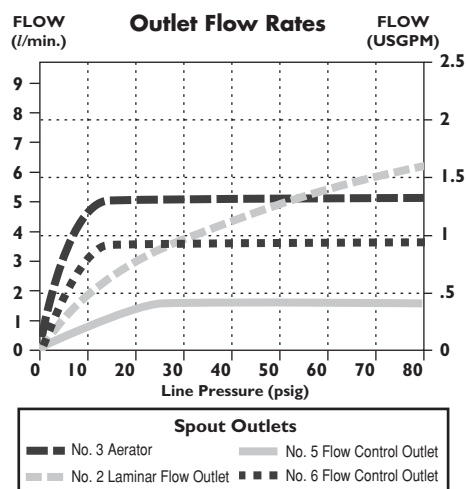
Approvals:

- CSA certified
- Complies to ASME A112.18.1/CSA B125.1
-  Indicates ADA compliance to ICC/ANSI A117.1/ADA
- Verified compliant with 0.25% weighted average Pb content regulations

(Contact Delta Representative for State and/or Local Approvals.)

U.S. Patent #6, 826, 455.

FLOW RATE vs PRESSURE



OPERATION:

- Hands free (touchless) operation.
- Water flows when sensor is activated.
- Water flow stops upon de-activation of sensor.
- Auto shut-off feature that is selectable between 15 to 75 seconds. Factory set to 45 seconds. Will reset once obstruction is removed.
- Adjustable sensing distance 76 to 381mm (3" to 15") factory set to 229 mm (9") (± 1.0")
- Low battery audible beep (for battery models only) will activate after faucet shuts off when approximately 1500 cycles remain.

NOTE: For optimum performance of this product, we recommend a system pressure between 20 and 80 PSI static. This product will operate up to a maximum of 125 PSI static per ANSI and CSA requirements. However, we do not recommend pressures above 80 PSI. Thermal expansion or leaking pressure reducing valves may require use of expansion tanks or relief valves to ensure your system never exceeds its maximum intended pressure setting.

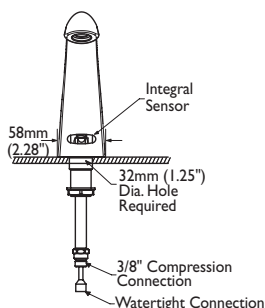
Note: Measurements may vary ± 6mm (0.25")

Refer to www.specselect.com for individual models.

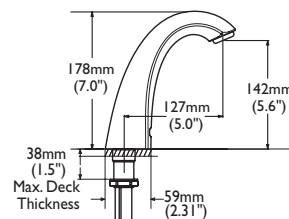
Product supplied as shown by solid lines. All items shown by dotted lines supplied by others.

DSP-590TCBO

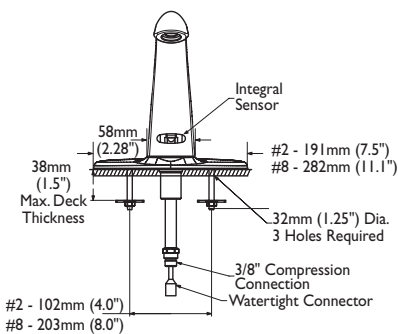
SPOUT #1



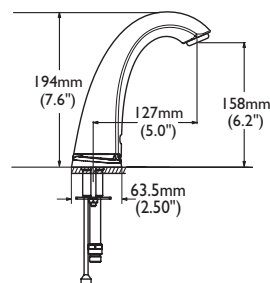
with Outlet #2, 3, 5, 6



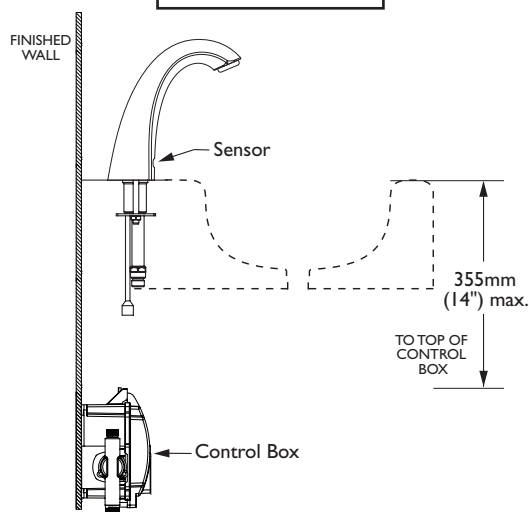
SPOUT #2 & #8



with Outlet #2, 3, 5, 6



TYPICAL INSTALLATION



HARDWIRE WITH BATTERY BACKUP

☐ Add suffix **"-BB"** to Product Number. **See DSP-BB for detailed specification** (found in the "Add-On Option" section when using the printed spec binder).

OPTIONAL ACCESSORIES:

✓	TRANSFORMERS:		
	060704A	110 to 24VAC Class II 20VA	(Up to 5 Electronic Valves)
	060771A	110 to 24VAC Class II 40VA	(Up to 10 Electronic Valves)
	060772A	110 to 24VAC Class II 100VA	(Up to 25 Electronic Valves)
✓	CORDS:		
	060690A	36" Cable Extension	

590T Series – Electronic Faucet

With Surface Mount Control Box and Single Inlet Supply

TECK[®]
COMMERCIAL



CONTROL BOX DRAWINGS

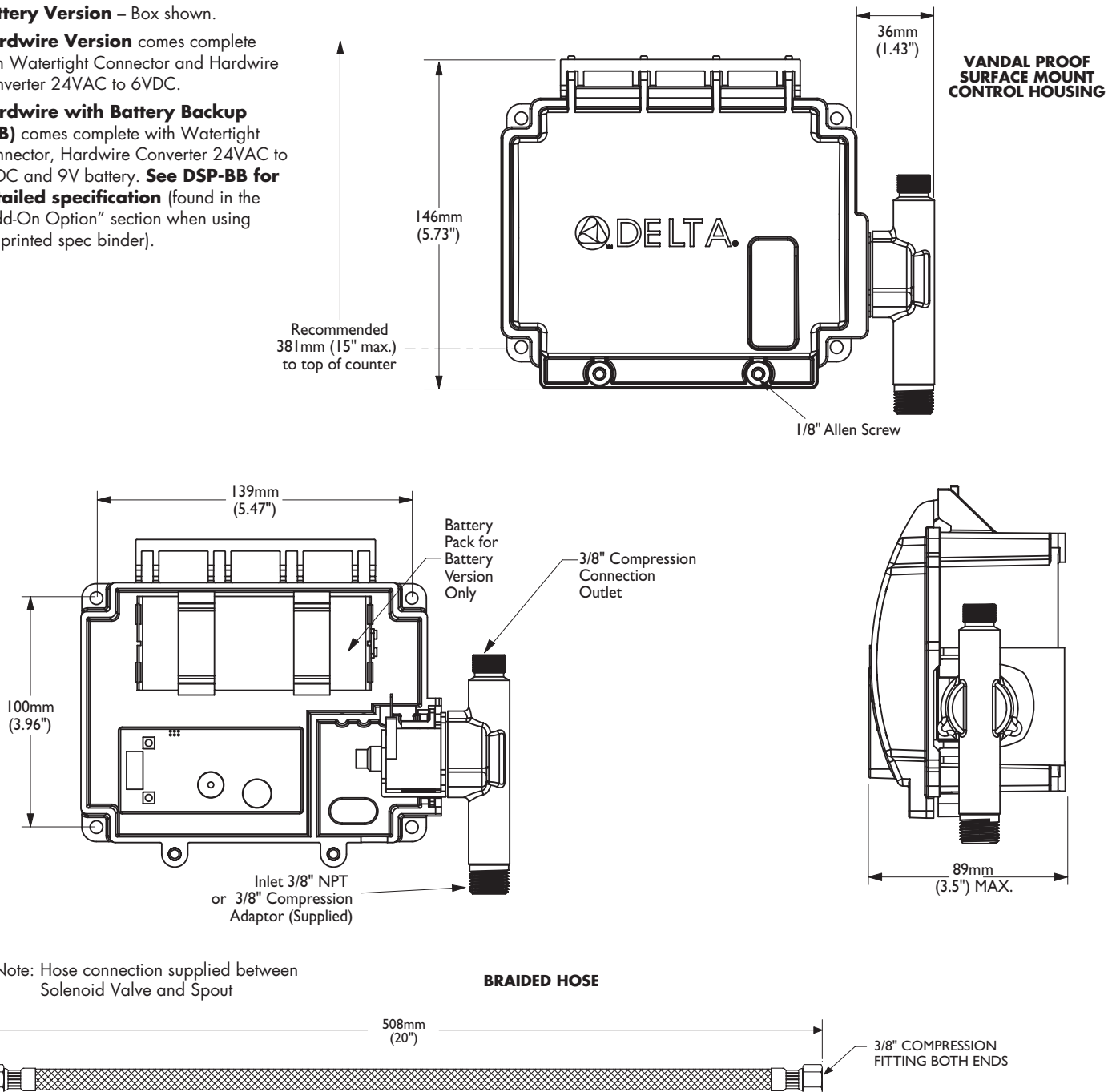
590T SERIES

✓	PRODUCT NO.				VALVE TYPE	COVER
	590T	0		0	Deckmount Handwash Hardwire	Surface Mounted, Vandal Proof Control Housing
	590T	1		0	Deckmount Handwash Battery	Surface Mounted, Vandal Proof Control Housing

Battery Version – Box shown.

Hardwire Version comes complete with Watertight Connector and Hardwire Converter 24VAC to 6VDC.

Hardwire with Battery Backup (-BB) comes complete with Watertight Connector, Hardwire Converter 24VAC to 6VDC and 9V battery. **See DSP-BB for detailed specification** (found in the "Add-On Option" section when using the printed spec binder).



Note: Measurements may vary $\pm 6\text{mm}$ (0.25")