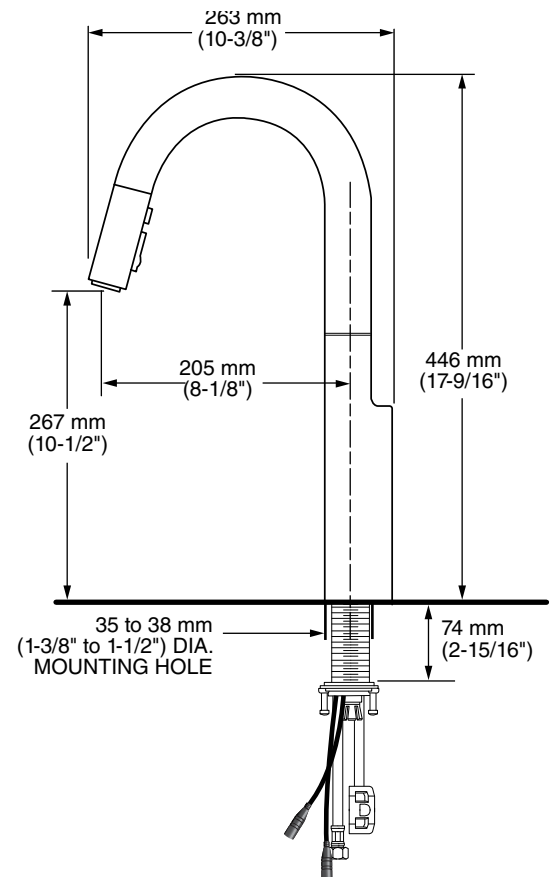
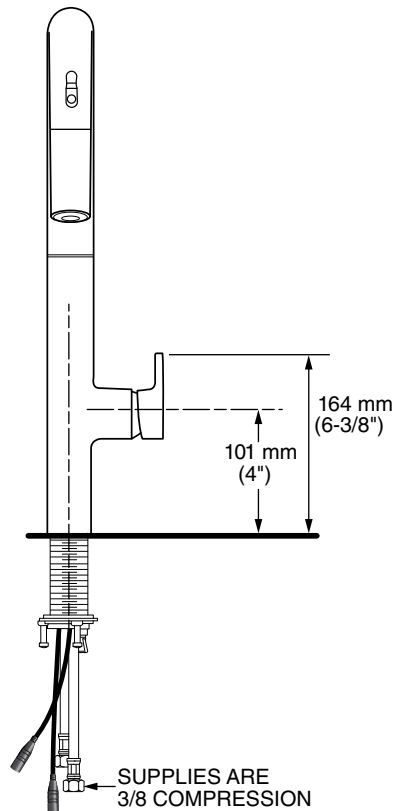
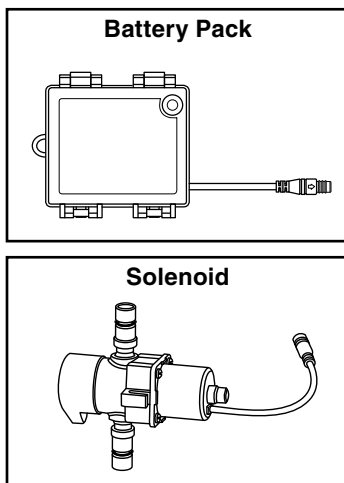




MODEL NUMBER:

❑ **4931385 Pull-Down Kitchen Faucet**



GENERAL DESCRIPTION:

Single control kitchen faucet featuring Selectronic hands-free sensor with sliding doors allows users to easily change from touchless mode to manual mode. Ships with 4x AA alkaline batteries with optional AC adapter available for separate purchase. Features brass swivel spout and two function spray head with pause. 35 mm ceramic disc valve cartridge, metal body and ADA metal lever handle. Includes 39" integrated color coded braided stainless steel supply hoses with 3/8" compression connections. Durable braided nylon spray hose is complete with two integral check valves. Maximum flow rate is 1.5 gpm / 5.7 L / min. Metal mounting shank with brass fixation ring. Fitting can be mounted with or without escutcheon plate (sold separately).

PRODUCT FEATURES:

Selectronic® Hands-Free: Sensor allows users to operate without touching faucet and sliding door easily changes to manual mode when desired.

Re-Trax™ spray head retraction system: Spray hose technology system to ensure smooth pull-out, operation, and retraction of spray head.

Ceramic Disc Valve Cartridge: Precise temperature and flow control with a lifetime of drip-free, maintenance-free performance.

Lead Free: Faucet contains ≤ 0.25% total lead content by weighted average.

Integral Check Valves: Prevents back flow and cross flow.

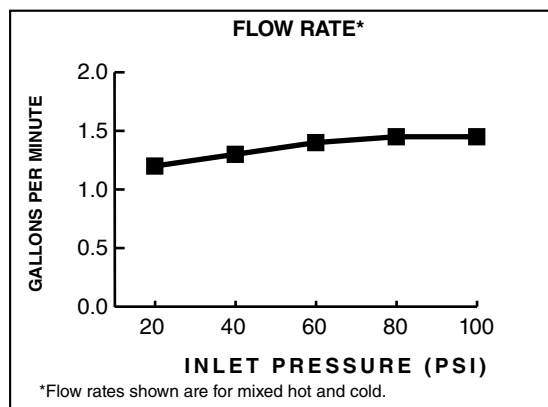
SUGGESTED SPECIFICATION:

Single control kitchen pull-down faucet shall feature a hands-free Selectronic sensor with sliding door, a high arc brass swivel spout with pull-down two-function spray, and metal lever handle. Shall also feature 35 mm washerless ceramic disc valve cartridge and flexible Stainless Steel supply hoses. Faucet shall be American Standard Model # 4931385.____.

CODES AND STANDARDS

These products meet or exceed the following codes and standards:

ANSI A117.1
ASME A112.18.1
CSA B125.1
NSF 61/Section 9
NSF 372



1.5 gpm/5.7 L/min. FLOW RATE

Product Number	Description	Finish Options	
		Polished Chrome	PVD Stainless Steel
		002	075
4931385	Beale Pull-Down Kitchen Faucet with Selectronic hands-free technology.		



Meets the American Disabilities Act Guidelines and **ANSI A117.1** Requirements for the physically challenged.